

AEPC Imaging WG  
Echo Liaison Report 2017

Dr Owen Miller

# AEPC – Liaison Officer Report

## AEPC / EACVI- CHD accreditation

2016 exam results

Recertification

AEPC Echo courses

## EACVI- EuroEcho Scientific programme

Proposals for 2017

Future directions

## AEPC – EACVI – ASE

Joint guidelines

# Joint guidelines – submitted with EACVI & ASE

## 3D echo in CHD

- Simpson JM / Shirali G – lead authors



European Heart Journal – Cardiovascular Imaging (2016) 17, 1071–1097  
doi:10.1093/ehjci/jew172

**EACVI/ASE EXPERT  
CONSENSUS DOCUMENT**

## **Three-dimensional echocardiography in congenital heart disease: an expert consensus document from the European Association of Cardiovascular Imaging and the American Society of Echocardiography**

**John Simpson\*, Leo Lopez, Philippe Acar, Mark Friedberg, Nee Khoo, Helen Ko, Jan Marek, Gerald Marx, Jackie McGhie, Folkert Meijboom, David Roberson, Annemien Van den Bosch, Owen Miller, and Girish Shirali**

Evelina London Children's Hospital, London, UK

Received 31 May 2016; accepted after revision 28 June 2016

# European Association of CardioVascular Imaging (EACVI)

*www.escardio.org/ Communities /*

- Curriculum and exam developed by AEPC–Imaging working group
  - Exam workshops April 2016
    - Rewrote many new questions
    - Set up criteria for exam categories
    - Revised core CHD curriculum
- Written exam
  - Theory paper
    - 75 MCQ
  - Reporting paper
    - 50 MCQ based on digital cine loops or stills

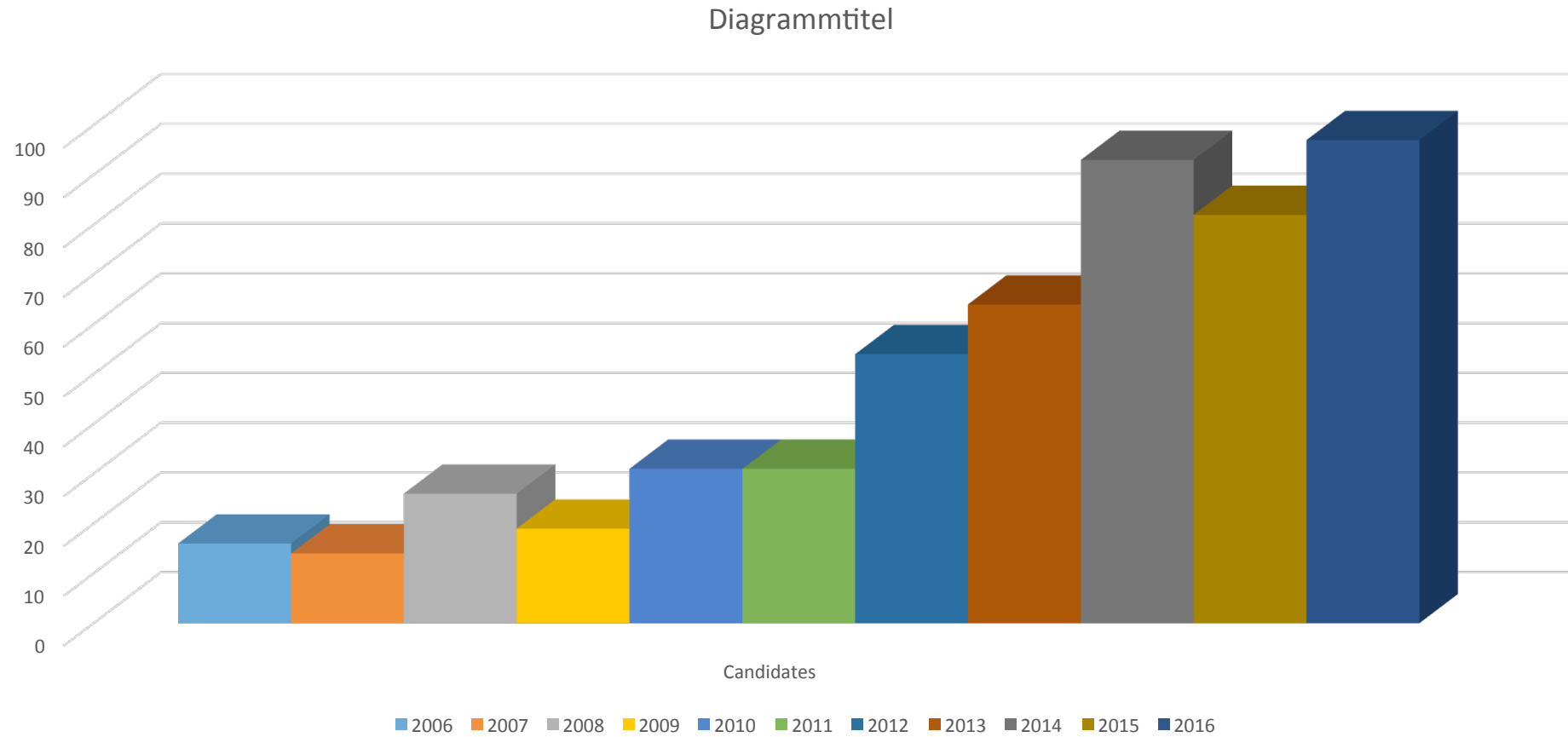
# Post exam

- e-Logbook of 250 cases
  - Keep paper copy or e-copy of report
- Cover whole range of lesions
  - < 30 % normals
- 10 x DOPs
  - Directly Observed Practice
    - Link to report and cine file
    - Keep cine files
  - Assessors must be attending/consultant/specialist cardiologist or certified sonographer

# CHD Recertification

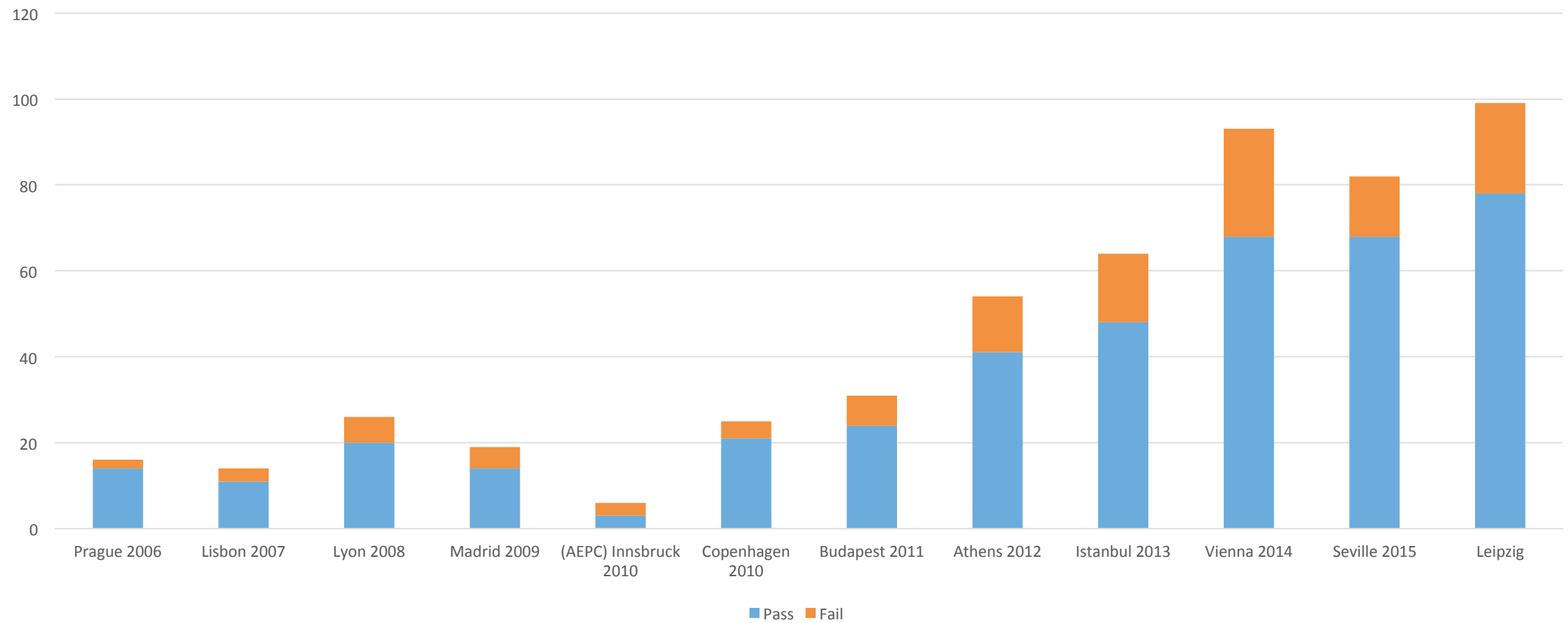
- 5 Year cycle
- 125 CHD TTE echos/year
- 50 CPD hours over 5 years
- Must apply whilst still currently certified

# No. of exam candidates by year



# Exam results by year/venue

Diagrammtitel





# Echo Certification

- Electronic exam successfully introduced
- Now need to categorise all questions and grade for complexity
  - Angoff scoring of all questions by experts to determine pass rate
- Still only single opportunity per year @ EuroEcho
  - Reconsider AEPC exam once electronic platform established?

# Another idea...

- Level 1, Level 2 and Level 3 Certification ?
  - Level 1 introduction, constant supervision
  - Level 2 independent operator:
    - limited scope (Screening, Diagnosis, Neonatology)
  - Level 3 – Comprehensive CHD pre and post op.
  - Linked to courses and conferences..

# AEPC Echo Courses - 2016

- 4<sup>rd</sup> Basic Course
  - Milano 14-16 April 2016
  
- 11<sup>th</sup> European Echo Course
  - Bordeaux November 2016


# European Echo Course (Advanced) - October 2017



Save  
the  
date

# EuroEcho Imaging2017

21<sup>st</sup> Annual Meeting of the European Association of Cardiovascular Imaging (EACVI), a registered branch of the ESC,  
in cooperation with the Portuguese Working Group of Echocardiography.



Lisbon – Portugal  
6-9 December 2017

#EuroEcho  
[www.escardio.org/EACVI](http://www.escardio.org/EACVI)



[www.escardio.org/EACVI](http://www.escardio.org/EACVI)

## MAIN THEMES

Imaging in heart failure  
Interventional imaging

Call for abstracts  
1 April – 31 May

Early fee deadline  
30 September



# EuroEcho Imaging - Lisbon 2017

## CHD programme - 8 sessions – Full CHD track !

- 3 x Wednesday Teaching sessions
  - Tetralogy of Fallot
  - Single Ventricle
  - Arch Abnormalities
- 6 x Scientific sessions
  - Imaging for Intervention
  - Imaging in Heart Failure, Transplantation and Assist Devices
  - New Horizons
  - AV valves in CHD
  - Multimodality Seminar: Coronary Abnormalities
  - Debates: Advanced vs Conventional Imaging
- 1 x Dedicated CHD abstract session
- 1 x CHD Cases